

# Gentrol Point Source<sup>®</sup>

## Roach Control Device

- AFFECTS ROACHES AND STORED PRODUCT PEST WITHOUT DIRECT CONTACT WITH THE DEVICE
- REDUCES ROACH AND STORED PRODUCT PEST POPULATIONS IN A WAY CONVENTIONAL INSECTICIDES CAN'T
- LABELED FOR USE IN FOOD HANDLING ESTABLISHMENTS

## SPECIMEN LABEL

### ACTIVE INGREDIENT:

(S)-Hydroprene (CAS #65733-18-8) . . . . . 90.6%

OTHER INGREDIENTS: . . . . . 9.4%

Total . . . . . 100.0%

EPA Reg No. 2724-469

KEEP OUT OF REACH OF CHILDREN

**CAUTION**

See additional precautionary statements.

### DIRECTIONS FOR USE

It is a violation of Federal Law to use this product in a manner inconsistent with its labeling.

The active ingredient in this special roach and Stored Products Pests (SPP - red, confused flour, and merchant beetles) control product is **GENTROL<sup>®</sup>** insect growth regulator - a biorational insecticide similar to insect growth hormones that occur naturally in roaches and SPP. **GENTROL<sup>®</sup>** is unique in that it controls roach and SPP populations by inhibiting reproduction and adult emergence. One to two weeks after application, you will begin to see roaches with crinkled wings, showing the initial effects of **GENTROL<sup>®</sup>**. These roaches cannot reproduce. Because immature roaches are prevented from developing into reproductive adults, this product effectively breaks the roach life cycle. **GENTROL<sup>®</sup>** prevents SPP from becoming adults thus breaking the life cycle. By inhibiting reproduction and adult emergence, **GENTROL POINT SOURCE<sup>®</sup>** Roach Control Device (**GENTROL POINT SOURCE<sup>®</sup>**), by itself, will control cockroach and SPP populations over time. For faster results, use **GENTROL POINT SOURCE<sup>®</sup>** in conjunction with EPA approved products that kill adult roaches and SPP. Roach and SPP populations are difficult to control because they reproduce so rapidly. However, when a conventional insecticide designed to kill adult roaches or SPP does not provide 100% elimination, **GENTROL POINT SOURCE<sup>®</sup>** works to

prevent survivors from re-establishing the population.

Once **GENTROL<sup>®</sup>** is released, the active ingredient moves from the **GENTROL POINT SOURCE<sup>®</sup>** device into a localized area. Roaches and SPP do not have to come into contact with the **GENTROL POINT SOURCE<sup>®</sup>** device to be affected (See Figure A).

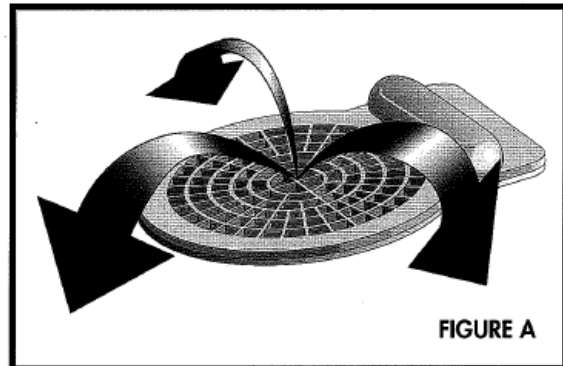


FIGURE A

Use **GENTROL POINT SOURCE<sup>®</sup>** in buildings and modes of transportation. Permitted sites of application include restaurants, homes, hotels, kitchens, laboratories, apartment buildings, day care centers, machinery, equipment, greenhouses, hospitals, mausoleums, nursing homes, office buildings, schools, and warehouses. **GENTROL POINT SOURCE<sup>®</sup>** is also intended to be used in various modes of transportation including but not limited to aircraft, buses, trucks, trailers, rail cars, and marine vessels.

### FOOD HANDLING ESTABLISHMENTS

**GENTROL POINT SOURCE<sup>®</sup>** may be used in areas where food is handled or processed. Placements include areas for receiving, storage, packing, edible waste storage, machinery and enclosed processing systems (mills, dairies, edible oils, syrups). Serving areas would also be considered as a food area. **GENTROL POINT SOURCE<sup>®</sup>**



device must not come into direct contact with any food preparation surfaces. Keep **GENTROL POINT SOURCE**® device a minimum distance of 3 feet from exposed food.

**GENTROL POINT SOURCE**® can also be used where conventional sprays and foggers are not appropriate or where baits are less effective due to competing food sources.

### APPLICATION DIRECTIONS

Do not activate the **GENTROL POINT SOURCE**® device until ready to use. To activate the **GENTROL POINT SOURCE**® device, press firmly between thumb and forefinger on the pouch located on the side of the device, until a snapping sound is heard indicating that the contents of the **GENTROL**® capsule have been released (See Figure B). Following activation, the **GENTROL POINT SOURCE**® device is now ready to apply. Place the **GENTROL POINT SOURCE**® device in any orientation (vertical or horizontal). Do not place in areas accessible to children.

Place the **GENTROL POINT SOURCE**® device in areas where

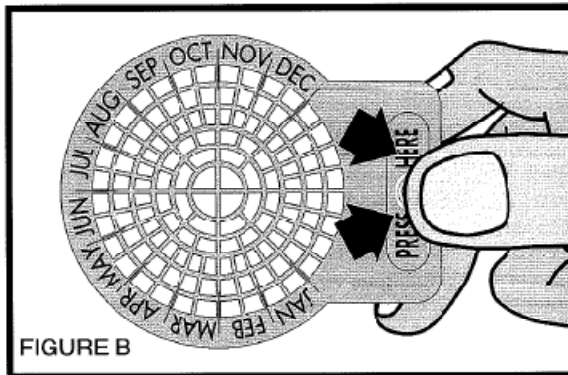


FIGURE B  
Press firmly between thumb and forefinger on the pouch located on the side of the device, until a snapping sound is heard, indicating that the contents of the **GENTROL**® capsule have been released.

roach or SPP activity has been observed. These areas include: in and around cabinets, closets, pantries, drawers, refuse areas, electrical boxes, equipment, and false ceilings. Also, place around coors, expansion joints, pipe chases, dressers, windows, heating and air conditioning ducts, refrigerators, and voids where pests are active.

Place one **GENTROL POINT SOURCE**® device to treat up to a 75 square foot area, paying particular attention to locations of roach or SPP activity. More devices may be needed in areas with a heavy roach or SPP infestation.

**IMPORTANT!** For vertical placement, expose sticky surface by removing paper backing and pressing the device firmly in place. In order for the **GENTROL POINT SOURCE**® device to adhere properly, wipe surface clean prior to application. Use as many tape strips as needed. Replace all devices every 3 months for continued effectiveness (See Figure C).

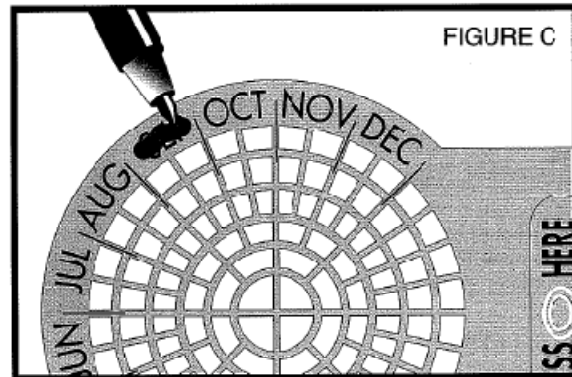


FIGURE C  
Mark with a pen the month when the **GENTROL POINT SOURCE**® is activated.

### STORAGE AND DISPOSAL

Do not contaminate water, food, or feed by storage or disposal.

**Storage:** Store in cool area away from children. **Pesticide Disposal:** Wastes resulting from the use of this product may be disposed of on site or at an approved waste disposal facility. **Container Disposal:** Triple rinse (or equivalent). Then dispose of in a sanitary landfill or by incineration or if allowed by state and local authorities, by burning. If burned, stay out of smoke.

### PRECAUTIONARY STATEMENTS HAZARDS TO HUMANS AND DOMESTIC ANIMALS – CAUTION

Causes moderate eye irritation. Avoid contact with eyes or clothing. Wash thoroughly with soap and water after handling and before eating, drinking, chewing gum, or using tobacco. Prolonged or frequently repeated skin contact may cause allergic reactions in some individuals.

### FIRST AID

**If in eyes** • Hold eye open and rinse slowly and gently with water for 15-20 minutes. • Remove contact lenses, if present, after the first 5 minutes, then continue rinsing eye. • Call a poison control center or doctor for treatment advice.

Have the product container or label with you when calling a poison control center or doctor, or going for treatment. You may also contact **1-800-248-7763** for emergency medical treatment information.

For more information or in case of an emergency, call **1-800-248-7763** or visit our web site: [www.zocon.com](http://www.zocon.com)

Always read the label before using the product.

To the extent consistent with applicable law, Seller makes no warranty, expressed or implied, concerning the use and handling of this product other than indicated on the label. To the extent consistent with applicable law, Buyer assumes all risks of use and handling of this material when such use and handling are contrary to label instructions.

**Wellmark International**  
1501 East Woodfield Road 200W  
Schaumburg, Illinois 60173



Gentrol, Gentrol Point Source, Zocon® and the Zocon® logo are registered trademarks of Wellmark International.

November, 2007  
Schaumburg, IL